

# ECLIPSE CROSS



[www.habtoormotors.com/mitsubishi](http://www.habtoormotors.com/mitsubishi)



Pictures are used for illustrative purposes and actual vehicle may vary.



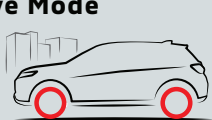
## Ambitiously spacious.

There's plenty of room to expand your lifestyle. The ECLIPSE CROSS offers a roomy and relaxing cabin area with generous cargo space that supports all your favourite activities.



Note: Some equipment may vary by market. Please consult your local Mitsubishi Motors dealer/distributor for details.

### Drive Mode



NORMAL Mode (Paved roads)



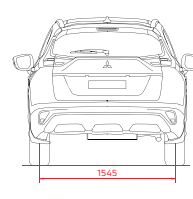
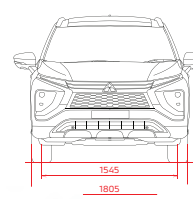
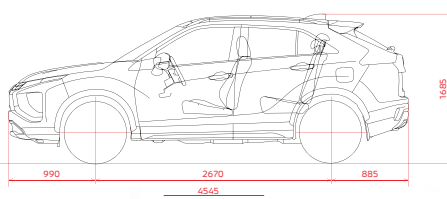
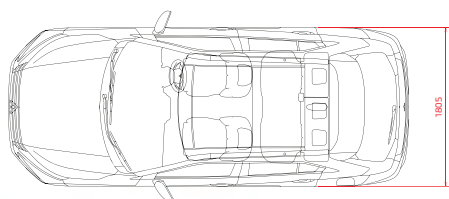
SNOW Mode (Snow-covered roads)



GRAVEL Mode (Rough roads)

- S-AWC is a driver support system that assists the driver with braking and driving operations. As with vehicles without this system, safe driving is required such as decelerating before entering a curve. The driver is always responsible for safe and attentive driving.
- When driving on snow-covered roads, please make sure to use winter tyres.

### DIAMENSIONS



### BODY COLOUR



Red Diamond [P62]



White Diamond [W85]



Bronze Metallic [C21]



Sterling Silver Metallic [U25]



Lightning Blue Mica [D06]



Black Mica [X42]



Titanium Grey Metallic [U17]



White Solid [W37]



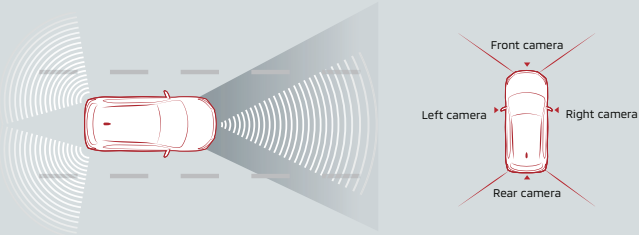
# Empowering, spirit-lifting design.

The ECLIPSE CROSS features a stylish, cockpit-like interior design. The horizontally laid out instrument panel flows dynamically with meticulously designed silver accents and refined materials.

**SUPER ALL WHEEL CONTROL**  
**Complete control in any road condition**  
 S-AWC is Mitsubishi Motors' full-time, 4WD-based integrated vehicle dynamics control system that optimises driving and braking power at each wheel for more power, better cornering, and better stability in any driving condition.



- Forward Collision Mitigation System [FCM]
- Lane Departure Warning [LDW]
- Rear Cross Traffic Alert [RCTA]
- Blind Spot Warning [BSW]
- Ultrasonic misacceleration Mitigation System [UMS]
- Multi Around Monitor



## Luggage space

Load up to four 9-inch golf bags in the spacious luggage area. The 6:4 split rear seats can be easily folded down for even more cargo space.



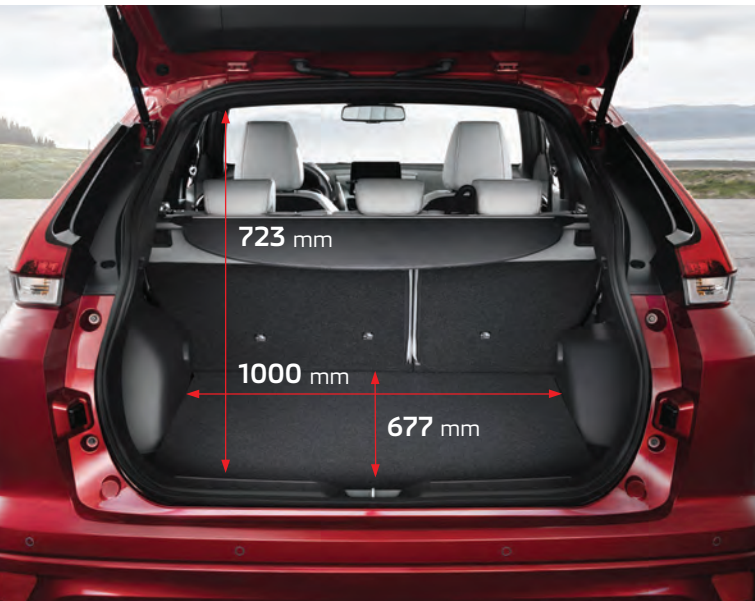
## Heated seat

The driver's seat, front passenger's seat and two rear seats provide heaters in the cushions and seatbacks that can be activated or deactivated from easy-to-access switches.



## 9-step reclining rear seat

The rear seats have a 9-step reclining feature to set the seats to your preferred position for a comfortable driving experience.



# Mitsubishi Eclipse Cross

Model	1.5L 16 Valve inline 4-cylinder DOHC MIVEC I/C, T/C EURO 6b: 225/55R18 Drivetrain & Chassis Transmission Dimension L x W x H (mm) Max. Output (kw/rpm) Max. Torque (nm/rpm) Fuel tank capacity Edition	GLX		2WD			GLS 1.5L CVT		4WD	
				4545 X 1805 X 1685			110/5500		4545 X 1805 X 1690	
				250N/2000-3500						
		H/L	M/L	63L H/L	H/L	H/L	H/L	60L H/L	H/L	H/L
Performance	18" alloy wheels	■	■	■	■	■	■	■	■	■
	Cruise control	■	■	■	■	■	■	■	■	■
	Keyless Operating System (KOS) w/ engine switch	-	■	■	■	■	■	■	■	■
	Engine cover	■	■	■	■	■	■	■	■	■
	Sports mode 8 speed	■	■	■	■	■	■	■	■	■
	Wheel Drive – SWD	-	-	-	-	-	■	■	■	■
	Wheel Drive – FWD	■	■	■	■	■	-	-	-	-
	4 ABS	■	■	■	■	■	■	■	■	■
	Active Stability Control (ASC) w/ Traction control (TCL)	■	■	■	■	■	■	■	■	■
	Hill Start Assist (HSA)	■	■	■	■	■	■	■	■	■
	Brake Assist System (Hydraulic)	■	■	■	■	■	■	■	■	■
	Electronic Brake Force Distribution (EBD)	■	■	■	■	■	■	■	■	■
	Master vac	■	■	■	■	■	■	■	■	■
	Electric Parking Brake (EPB)	■	■	■	■	■	■	■	■	■
	Automatic High Beam (AHB) + ACC + FCM	-	-	■	■	-	■	-	-	-
Safety	Electric Power Steering (EPS)	■	■	■	■	■	■	■	■	■
	Parking brake lever type	■	-	-	-	-	■	-	-	-
	Center door locking (Driver)	■	■	■	■	■	■	■	■	■
	Remote keyless entry w/ key type 2 transmitters	■	■	■	■	■	■	■	■	■
	Lane Depaerure Warning (LDW)	-	-	■	■	-	■	■	■	-
	Ultrasonic mis-acceleration Mitigation System (UMS)	-	-	■	■	■	■	■	■	■
	Parking Sensor (Fr x 4 Rr x 4)	-	-	■	■	■	■	■	■	■
	FCM	-	-	■	■	-	-	-	-	-
	Blind Spot Warning (BSW) w/Lane Change Assist (LCA)	-	-	■	■	■	■	■	■	■
	Rear Cross Traffic Alert (RCTA)	-	-	■	■	■	■	■	■	■
	2WD Active Yaw Control (AYC)	■	-	■	■	■	■	■	■	■
	Anti-theft protection device (horn, turn, buzzer) w/extra horn	■	■	■	■	■	■	■	■	■
	Immobilizer	■	■	■	■	■	■	■	■	■
	Tire Pressure Monitoring System (TPMS)	■	■	■	■	■	■	■	■	■
	Rear mud guard	■	■	■	■	■	■	■	■	■
Exterior	Side window molding (Chrome)	■	■	■	■	■	■	■	■	■
	LED Daytime Running Lights (DRL) on front combination lights	■	-	■	■	■	■	■	■	■
	LED headlights w/ manual leveling	-	■	■	■	■	■	■	■	■
	Roof rail	■	■	■	■	■	■	■	■	■
	Front & rear bumpers	-	■	-	-	-	-	-	-	-
	Front & rear bumpers gloss black	-	-	■	■	■	■	■	■	■
	Roof spoiler (Color-key)	■	■	-	-	-	■	-	-	-
	Roof spoiler Lights	-	■	■	■	■	■	■	■	■
	LED position (clearance) lights	■	■	■	■	■	■	■	■	■
	Rear fog light (Driver side)	■	■	■	■	■	■	■	■	■
	Power panoramatic sunroof	-	-	■	■	■	■	■	■	■
	LED high-mount stop lights on rear spoiler	■	■	■	■	■	■	■	■	■
	Outer door handles (Color-key)	■	■	■	■	■	■	■	■	■
	Door mirror (Color-key) w/ side turn signals with folding function	-	-	■	■	■	■	■	■	■
	Door mirror (Color-key) w/ side turn signals	■	■	-	-	-	-	-	-	-
Interior	Shark-fin antenna	■	■	■	■	■	■	■	■	■
	Power window front & rear door	■	-	-	-	-	-	-	-	-
	Power window all door window auto up & down function (driver control only)	-	■	■	■	■	■	■	■	■
	Headlight washer	-	■	■	■	■	■	■	■	■
	LED front fog lights	-	■	■	■	■	■	■	■	■
	Auto up & down function (Driver only)	■	-	-	-	-	-	-	-	-
	Wiper front - Windshield wipers (flat type) w/ Intelligent washer (2-speed variable intermittent)	■	■	■	■	■	■	■	■	■
	Rear window intermittent wiper & washer	■	■	■	■	■	■	■	■	■
	3-spork leather steering with silver accent	-	-	■	■	■	■	■	■	■
	3-spork leather steering	-	■	-	-	-	-	-	-	-
	Paddle shifters	-	■	■	■	■	■	■	■	■
	Head Up Display (HUD)	-	-	■	■	-	■	■	-	-
	Center panel silver	-	■	■	■	■	■	■	-	-
	Audio S/W on steering	■	■	■	■	■	■	■	■	■
	Ashtray	■	■	■	■	■	■	■	■	■
	SDA 8", Touch W/Navigation, AM/FM Radio, DAB, USB X 2	■	■	■	-	-	-	-	-	-
	SDA 8", Touch W/Navigation, AM/FM Radio, DAB, USB X 2, MPSS 8 speakers (4 tweeter)	■	■	■	■	■	■	■	■	■
	SDA 8", Touch, AM/FM Radio, DAB, USB	■	■	-	-	-	-	-	-	-
	6-speakers (2-tweeter)	-	■	■	-	-	-	-	-	-
	LED interior illumination (front door handle, front door packet)	-	■	■	■	■	■	■	■	■
	Tonneau cover roller type	■	-	-	-	-	■	-	-	-
	Rear view camera	■	■	■	■	■	■	■	■	■
	Steering S/W for hands free & voice control	■	■	■	■	■	■	■	■	■
	High contrast meter W/ Color Liquid Crystal Display (LCD)	■	■	■	■	■	■	■	■	■
	Multi Information display & rheostat	■	■	■	■	■	■	■	■	■
	Full auto air conditioning	■	■	■	■	■	■	■	■	■
	Dual-zone automatic climate control air conditioning	-	■	■	■	■	■	■	■	■
	Rear heater duct	■	■	■	■	■	■	■	■	■
	Air filter	■	■	■	■	■	■	■	■	■
	4-wav power seat	-	-	■	■	■	■	■	■	■
	Seat heater	-	-	■	■	■	■	■	■	■
	Seat back pocket	-	-	■	■	■	■	■	■	■
	Leather seat	-	-	■	■	■	■	■	■	■
	Auto dimming rear mirror	-	-	■	■	-	■	■	■	■
	High grade fabric seats	-	■	-	-	-	-	-	-	-
	Inside door handle chrome	-	■	■	■	■	■	■	■	■
	Center arm rest with cup Holder	-	■	■	■	■	■	■	■	■
	Standard fabric seats	■	-	-	-	-	-	-	-	-
	Manual slide	■	■	■	■	■	■	■	■	■
	Reclining & height adjuster for driver Seat	■	■	■	■	■	■	■	■	■
	Rear seat reclining adjuster	■	■	■	■	■	■	■	■	■
	Rear Seat 60:40 split foldable seat back	■	■	■	■	■	■	■	■	■
	Bench cushion	■	■	■	■	■	■	■	■	■
	Headrests	■	■	■	■	■	■	■	■	■
	Sun visor w/ vanity mirror w/ lid	■	■	■	■	■	■	■	■	■
	Ticket holder x 2	■	■	■	■	■	■	■	■	■
	SRS Air Bag Driver, Passenger	■	■	■	■	■	-	-	-	-
	Air Bag (Driver, passenger side curtain, D/knee)	-	-	■	■	■	■	■	■	■
	Retractable Assist Grip x 4	-	-	■	■	■	■	■	■	■
	Seat Belts	■	■	■	■	■	■	■	■	■
	ISO-FIX child restraint seat anchor x 2 & tether anchor x 2 on Rear seat	■	■	■	■	■	■	■	■	■
	Seating	5	5	5	5	5	5	5	5	5
	Simple tool and Jack set	■	■	■	■	■	■	■	■	■

■ Standard - Not available  
Note: Some of the equipment may vary in appearance or availability. Please check with your nearest Al Habtoor Motors, Mitsubishi Showroom.

**Dubai:** Deira: 04 - 608 4000, Sheikh Zayed Road: 04 - 301 1400  
**Abu Dhabi:** Al Habtoor Royal Car: 02 - 698 9600, Elite Motors Abu Dhabi: 02 - 642 3686  
**Mussafah:** 02 - 505 9000, **Al Ain:** 03 - 703 4600, **Sharjah:** 06 - 514 6400  
**Ras Al Khaimah:** 07 - 205 8200, **Fujairah:** 09 - 223 2885

